PLAN AMPLASARE BULOANE DE ANCORAJ

Anchor rods plane

Scara 1:50/ Scale 1:50

Acest plan anuleaza si inlocuieste planul nr. PT.02.04.16.RE.05.009 elaborat la data 01.2013.
This layout plan canceled and replaced layout plan no. PT.02.04.16.RE.05.009 prepared on 01.2013.

CLASA DE IMPORTANTA A CONSTRUCTIEI CONFORM P100/1-2006 ESTE (III)
CATEGORIA DE IMPORTANTA CONFORM HG nr. 766/97 este (C)
THE CONSTRUCTION IMPORTANCE CLASS, ACCORDING TO P 100/1-2006, IS (III)
THE IMPORTANCE CATEGORY, ACCORDING TO HG 766/97 IS "C"

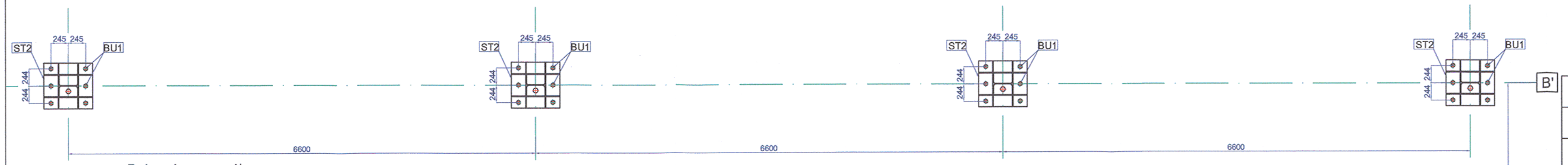

Bulon de ancoraj/
Anchor rod BU1
Scara/Scale 1:10

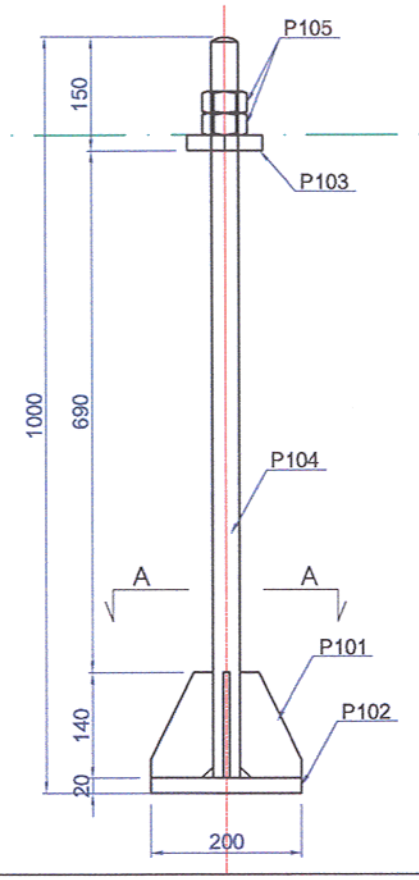

A-A

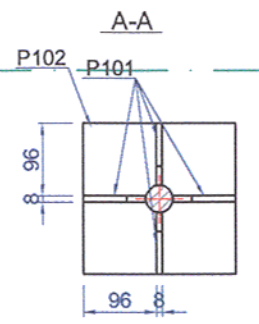

Debitare/
Cutting P104
M36x980



Debitare/
Cutting P101
82x140-8

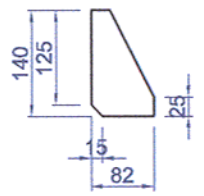

Debitare/
Cutting P102
200x200-20

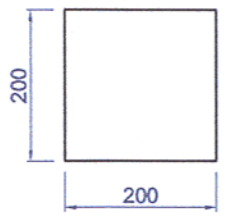

Debitare/
Cutting P103
100x100-20

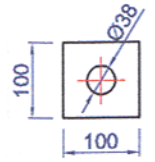

ANCHOR RODS STEEL EXTRACT

Poz		Sectiunea				Lungime	Buc/ elem	Nr. elem	Buc total	G/ml	G/buc	G/elem	G total	Calitate
P101		Tg	8	x	82	140	4	24	96	5.15	0.72	2.88	69.2106	S355N
P102		Tg	20	x	200	200	1	24	24	31.40	6.28	6.28	150.72	S355N
P103		Tg	20	x	100	100	1	24	24	15.70	1.57	1.57	37.68	S355N
P104			M36			980	1	24	24	7.99	7.83	7.83	187.925	S355N
P105	piulita IP-M36 STAS 8796/2-77 gr.6						2	24	48	0.37	0.37	0.74	17.71	S355N
												19.30	463.25	
Tg = tabla groasa											electrozi	0.29	6.95	
											grund	0.08	1.88	
											TOTAL	19.67	472.08	kg

Materiale/Materials:
Steel: S355N

Universal remark valid for the entire project
The executants is bound to verify all the information from the plans and from the material lists before ordering any materials and to communicate any disparity to the designer. Other way the designer will not assume the responsibility about the errors in the plans or in the material lists.

Note generala valabila pentru intregul proiect
Executantul este obligat sa verifice informatiile din planuri si din extrasele de laminate inainte de comandarea oricaror materiale si sa comunice orice neconcordanta proiectantului. In caz contrar proiectantul nu isi va asuma responsabilitatea pentru nici o eroare din planuri sau din extrasele de materiale.

Toate sudurile nemarcate vor fi de colt si se vor realiza 0.7 tmin
All the unmarked welds will be corner welds and will have 0.7 tmin

1. The adopted anticorosive protection is an alkyd system.
2. The primer will laid on surfaces prepared according too the Technical Specifications in 30-40 µm thickness.
3. The intermediary layer will be 50-60 µm thickness.
4. The finishing layer will be 70-85 µm thickness.
5. The measurement of the dried laye r thickness will be made with the elcometer.
6. The result of the last measurement must be between 150-185 µm thickness.

1. Sistemul de protectie anticoroziva va fi de tip alchidic.
2. Grundul se va asterne pe suprafata receptionata, conform Caietului de Sarcini, in doua straturi, masurand 30-40 µm.
3. Stratul intermediar de vopsea va masura 50-60 µm grosime.
4. Stratul de finisare va masura 70-85 µm grosime.
5. Masurarea grosimilor straturilor uscate se va face cu elcometrul.
6. Ultima masuratoare va trebui sa evidentieze o grosime cuprinsa intre 150-185µm.

Verificator / Expert Checker / Expert	Cerinta Requirement	Semnatura Signature	Referat / Expertiza Report / Expertise

European Investment Bank

MINISTERUL TRANSPORTURILOR

BENEFICIAR / BENEFICIARY :

COMPANIA NAŢIONALĂ DE CĂI FERATE "CFR" SA

PROIECTANT / DESIGNER: PÖYRY

			Data Date	Semnatura Signature
Aprobat Approved	Sef de echipa Team leader	C. Teodorescu	01.2013	
Verificat Checked	Expert Cheie Key Expert	R.Witan	01.2013	

Subcontractant / Subcontractor: VIOTOP

Aprobat Approved	Adjunct Sef de echipa Deputy Team leader	A.M. Baicu	01.2013	
Proiectat Designed	Inginer Engineer	G. Paţilea	01.2013	

"Reabilitarea liniei c.f. Frontier ă - Curtici - Simeria , parte componentă a coridorului IV Pan - European pentru circula ţia trenurilor cu viteză maximă de 160 km/h"
Tronsonul 2 - C: Cap Y Il teu - Cap Y Gurasada
"Rehabilitation of the Railway Line Border - Curtici - Simeria , component Part of the IV Pan - European Corridor for the Trains Circulation with maximum speed of 160 km/h"
Section 2 - C: End Y Ilteu - End Y Gurasada

Project 9i 35311.1

Faza / Phase: PTH+CS / TD+TS

Denumire desen / Drawing name:
Copertină ax B' - Plan amplasare buloane de ancoraj - Sta ţia Ilteu
Canopy ax B' - Anchor rods plan - Ilteu Station

Scara / Scale	Revizia / Revision	Cod desen / Drawing Code	Nr / No
1:10; 1:50	1/05.2013	PT.2C.04.16.RE.05.009	09 /09